

Release Notes

BizBroadcast 2.2

Build 2.2.1.0

April 29, 2015

Copyright Notice

BizNet Software, Inc makes no representations or warranties with respect to the contents of this document and specifically disclaims any implied warranties of merchantability or fitness for any particular purpose.

We welcome user comments and reserve the right to revise this publication and to make improvements or changes to the products and programs described in this publication at any time without notice.

Mailing Address:

BizNet Software, Inc.
14755 Preston Rd., Suite 800
Dallas, TX 75254

Phone:

1-888-803-5227

Web Site:

www.biznetsoftware.com

© Copyright 2015 by BizNet Software, Inc. All rights reserved.

Printed in the United States of America

No part of this publication may be reproduced in any form without the prior written consent of BizNet Software, Inc.

Trademarks

BizBroadcast is a registered trademark of BizNet Software, Inc.

Windows and Microsoft Excel are registered trademarks of Microsoft Corp.

All other trademarks are acknowledged.

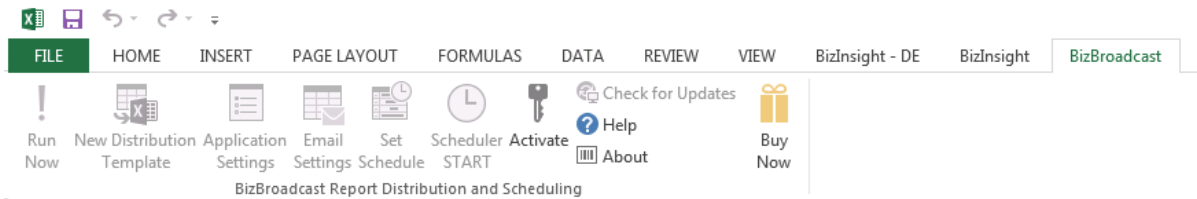
Table of Contents

- 1. New Features 1**
 - 1.1 Licensing Change 1
 - 1.2 Support for Macro Enabled Workbooks 2
 - 1.3 Tabbed Parameters User Interface 3
 - 1.4 Support for Excel Custom Views 4
 - 1.5 PDF Password Protect 4
 - 1.6 Microsoft Outlook Global Address Support 5
 - 1.7 New Installation Method 6
 - 1.8 New RenderFormat XML 6
 - 1.9 New Help and Buy Buttons 6
- 2. Product Enhancements 7**
 - 2.1 Notification of Missed Scheduled Distribution Rows 7
 - 2.2 Scheduler 'Run Once' Selection 7
 - 2.3 Improved support for Excel 2013 7
 - 2.4 Merge Files within Folder 7
- 3. Issues Resolved 9**
 - 3.1 "Data may exist" prompt for Values Only distribution of workbooks containing macros 9
 - 3.2 Scheduler time from 12AM to 12:59AM distributed incorrectly 9
 - 3.3 Hide trial expiration information when BizBroadcast has been activated 9
 - 3.4 PDF merge creates an extra Page 1 sub-level bookmark 10
- 4. Known Issues 11**

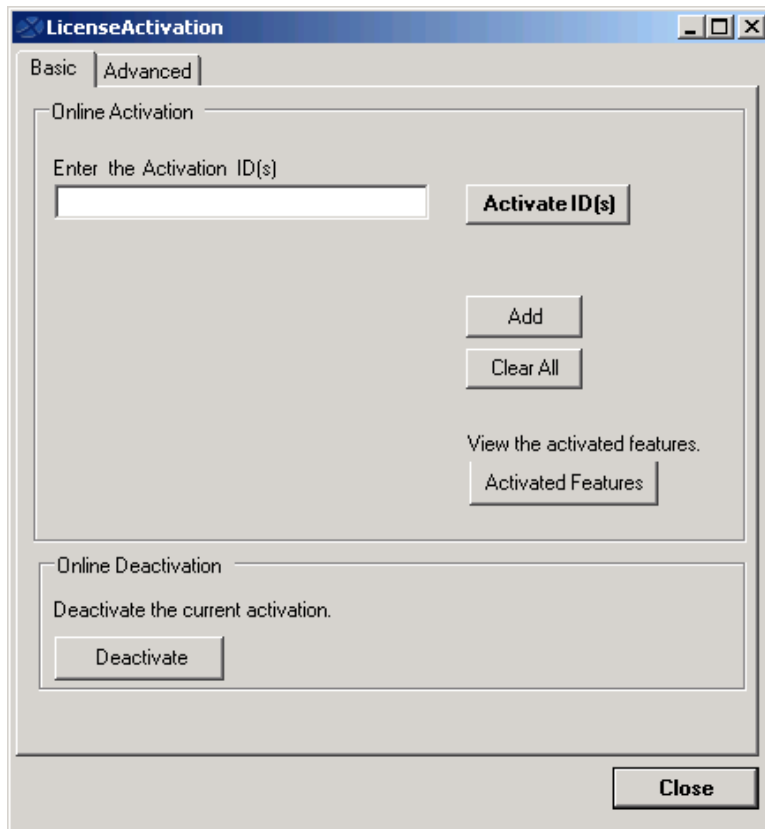
1. New Features

1.1 Licensing Change

The new BizBroadcast license model changed from importing a license file to requiring an Activation ID to complete the product licensing cycle. Users are required to have an Activation ID to activate the product build 2.2 and later. To activate a license, click on the Activate License button on the ribbon.



A new dialog will open from which a license can be activated or deactivated to facilitate easy transfer of licenses.



1.2 Support for Macro Enabled Workbooks

Users often employ macros to automate frequently performed tasks in workbooks and distribute those workbooks to other users. BizBroadcast now supports macro-enabled workbooks as follows:

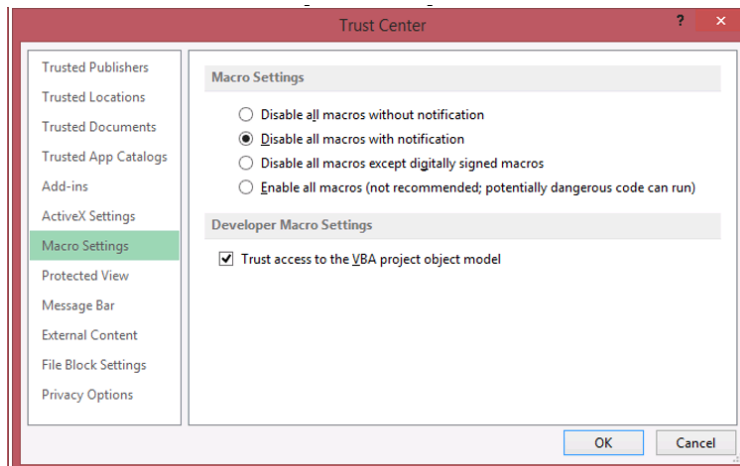
1. Automatically execute macros and deliver macro-enabled workbooks.
2. Prevent Excel prompting to delete sheets during distribution and when BizBroadcast Scheduler is activated.
3. Distribute macro-enabled workbooks (.xlsm) that support preserved formulas and Additional Optional parameters.



IMPORTANT

In order to properly handle Macro Enabled Workbooks, you must first satisfy the following:

1. The Distribution Template must be saved in a macro-enabled workbook. (.xlsm)
2. The **Trust access to the VBA project object model** check-box must be checked in Excel's Trust Center. Refer to the BizBroadcast User Guide for more on the Trust Center settings.



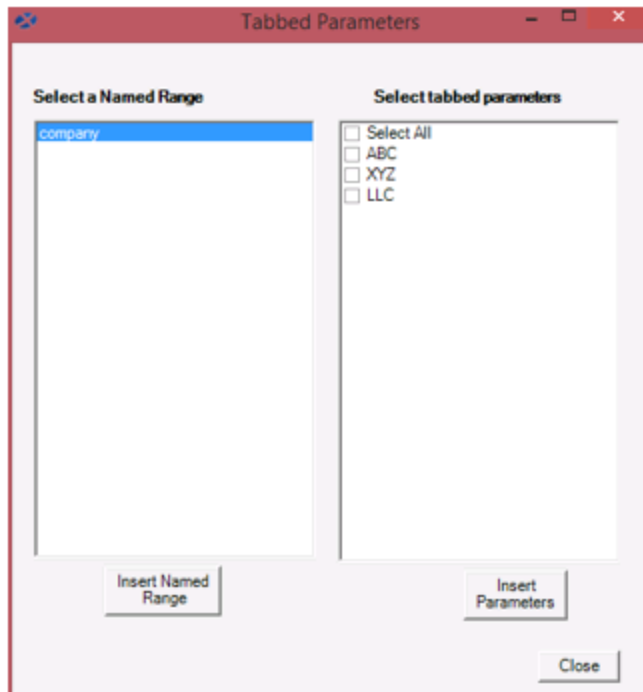
WARNING

Changing this Trust Center setting has security ramifications. Refer to Microsoft's article [Enable or disable macros in Office documents](#) for more information.

3. Macros are required to be saved in the workbook. Macros stored in a user's Excel Personal.xlsb are not supported.
4. Macros contained in a workbook are required to be written in the module object instead of the worksheet object. The quickest way to view macros in a VBA project is to press 'Alt+F11'. When Trust access to the VBA project is selected, all recorded macros are defaulted into the module object; however, legacy or custom macros will need to be recoded or rewritten into the module object if BizBroadcast is to be utilized. Please reference the Known Issues for further details.
5. Macro range commands must explicitly reference worksheet names. Depending on the structure of the macro, worksheets referenced may also need to be included in the distribution output file.

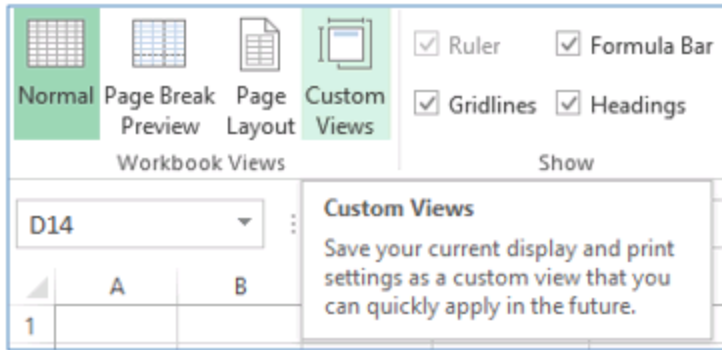
1.3 Tabbed Parameters User Interface

In prior releases, users were required to manually type Tabbed Parameter values separated by the pipe ("|") character. This new BizBroadcast release provides a user friendly interface to more easily setup Tabbed Parameters. Refer to the BizBroadcast User Guide for more information on using this dialog.

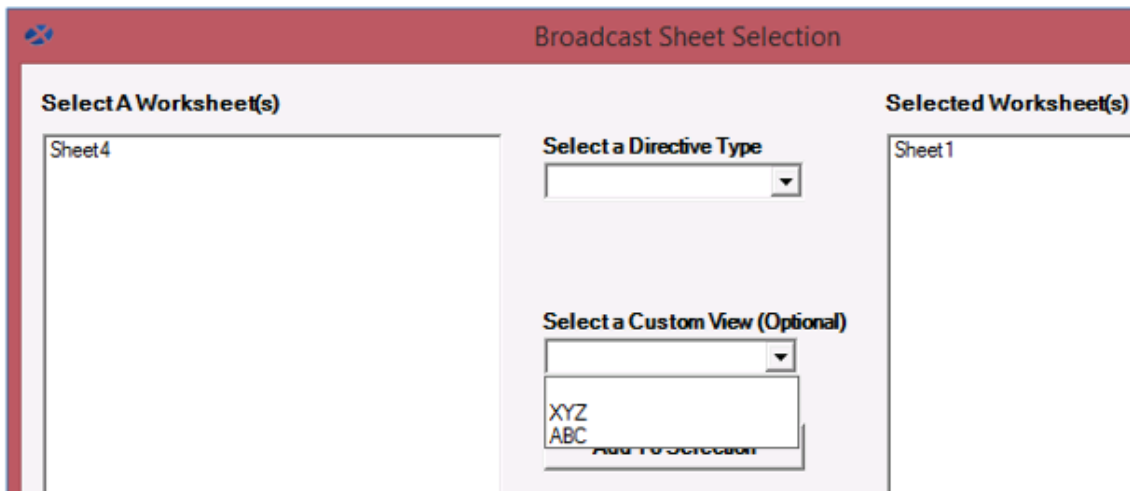


1.4 Support for Excel Custom Views

BizBroadcast now provides support for Excel Custom Views. A user can make changes to the worksheet display such as column widths, row heights, hidden rows and columns, cell selections, filter settings, window settings and print settings and save those settings as a Custom View. This Custom View can then be selected and applied to a sheet at distribution DrillDown.

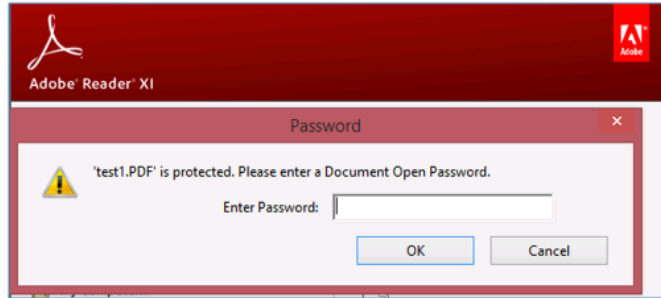


BizBroadcast Sheet Selection Menu – Select a Custom View in the drop-down list



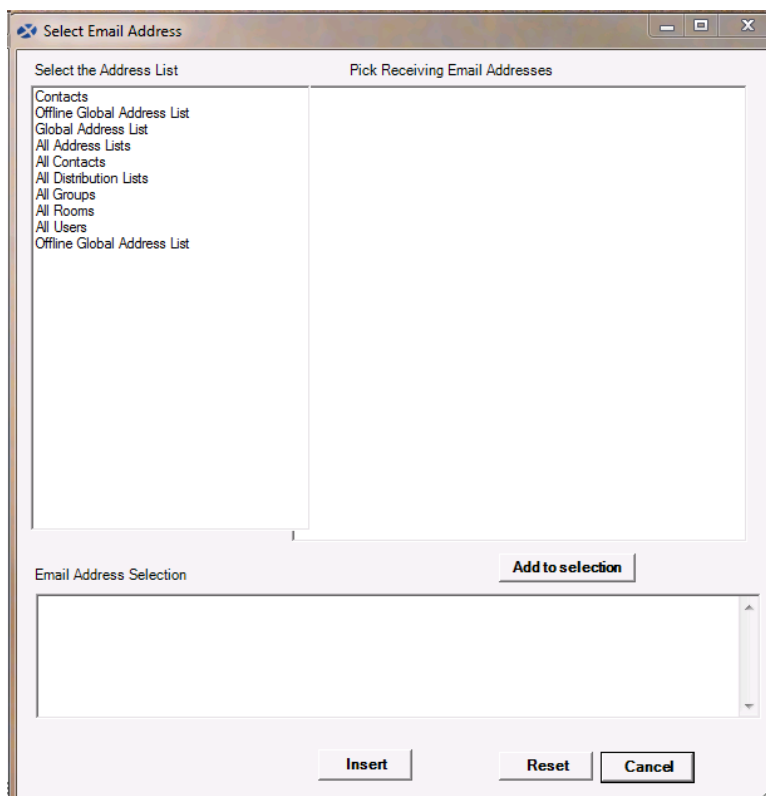
1.5 PDF Password Protect

Password protecting pdf documents is now available in BizBroadcast.



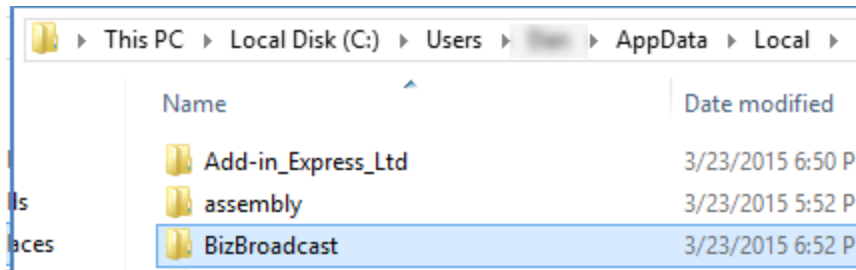
1.6 Microsoft Outlook Global Address Support

The EmailTo parameter now has a user friendly dialog to assist with adding email addresses to a distribution line item. BizBroadcast examines Microsoft Outlook's Global Address List (GAL) which contains the names and e-mail addresses of everyone in your organization. Double-click any cell in the EmailTo column to pull up the Select Email Address box.



1.7 New Installation Method

BizBroadcast is packaged with a different Windows installation package. This new installer provides the ability to use a single installation file for all supported versions of Excel and support for installation environments. BizBroadcast will no longer prompt for an installation directory but instead will default to installing the product in the user's profile directory.



1.8 New RenderFormat XML

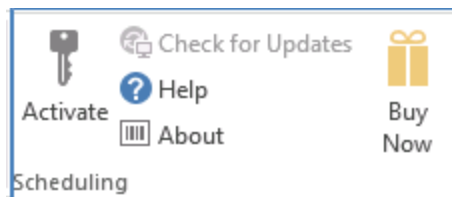
Extensible Markup Language (XML) is a markup language that defines a set of rules for encoding documents in a format which is both human-readable and machine-readable.

BizBroadcast produces XML files as unmapped elements:

- XML data files (.xml), which contain the custom tags and structured data.
- XML schema file (.xsd) and Extensible Stylesheet Language Transformation (.xslt) are not currently supported in BizBroadcast

1.9 New Help and Buy Buttons

The BizBroadcast ribbon has two new buttons. The **Help** button opens BizNet Software's online documentation. The **Buy Now** button directs customers to a website where the product can be purchased online. When the product is successfully activated, the Buy Now button disappears from the ribbon.



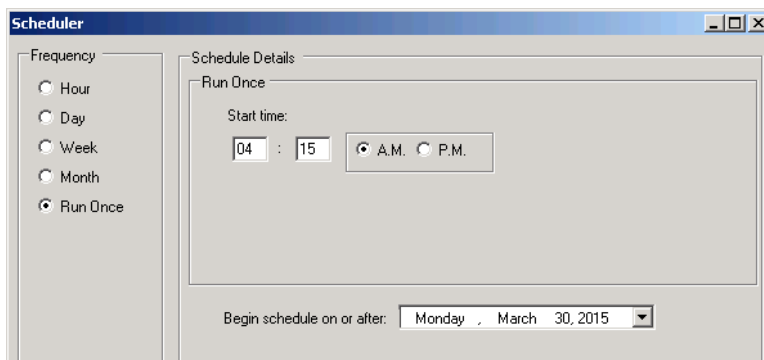
2. Product Enhancements

2.1 Notification of Missed Scheduled Distribution Rows

After distribution completes, BizBroadcast displays a message box with information about unprocessed rows or errors. The **About** box logs the detailed message.

2.2 Scheduler 'Run Once' Selection

Users are able to use the Scheduler menu to schedule a distribution to run once. Select 'Run Once' in the Frequency section and set a time.

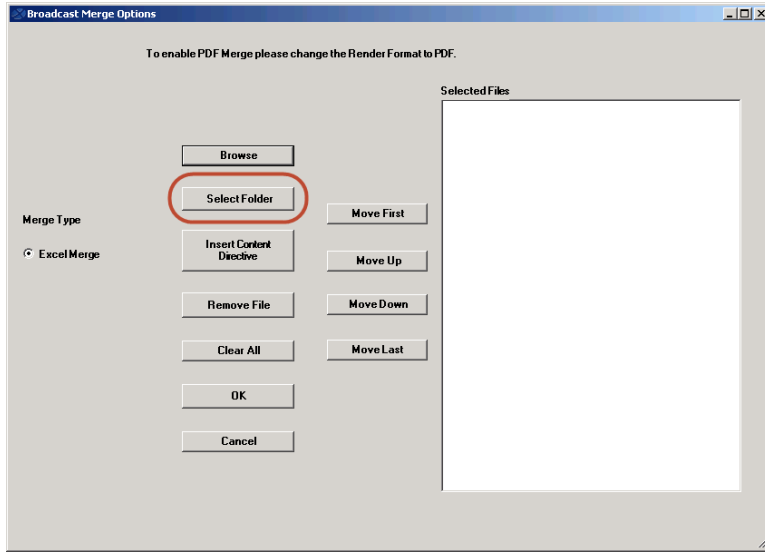


2.3 Improved support for Excel 2013

BizNet Software uses a third party application to facilitate the product's integration with Excel. This release uses an updated version of this third party application that provides improved support for Excel 2013.

2.4 Merge Files within Folder

The MergeFiles Additional Optional parameter includes a new **Select Folder** button that can be used to include all files within the folder in the merge. BizBroadcast will merge all files in that folder with the same extension as the selected render format. This feature can only be used with XLSX and PDF render formats.



3. Issues Resolved

3.1 "Data may exist" prompt for Values Only distribution of workbooks containing macros

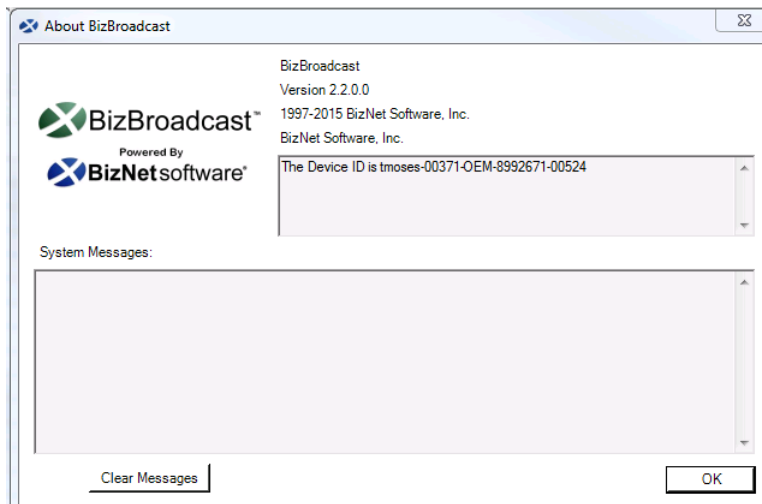
During distribution, users were continually prompted to save a temporary workbook when the source workbook contained macros. This issue has been resolved by adding support for macro-enabled workbooks.

3.2 Scheduler time from 12AM to 12:59AM distributed incorrectly

When a workbook was scheduled to broadcast for a time between 12am and 12:59am, the reports were distributed in the PM instead of AM. This issue has been resolved.

3.3 Hide trial expiration information when BizBroadcast has been activated

Previous versions of BizBroadcast would continue to display the Trial expiration information in the About dialog which caused confusion for customers. BizBroadcast has been modified to hide this information when the product has been successfully activated.

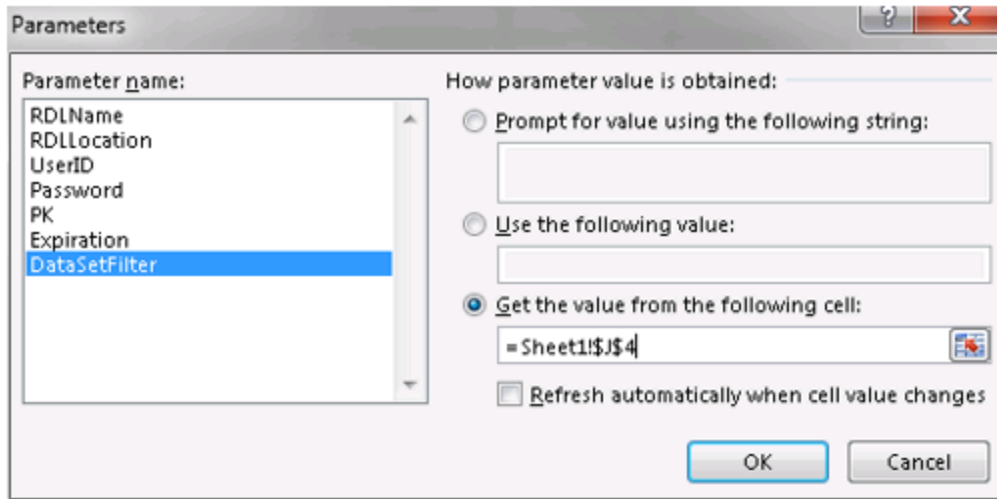


3.4 PDF merge creates an extra Page 1 sub-level bookmark

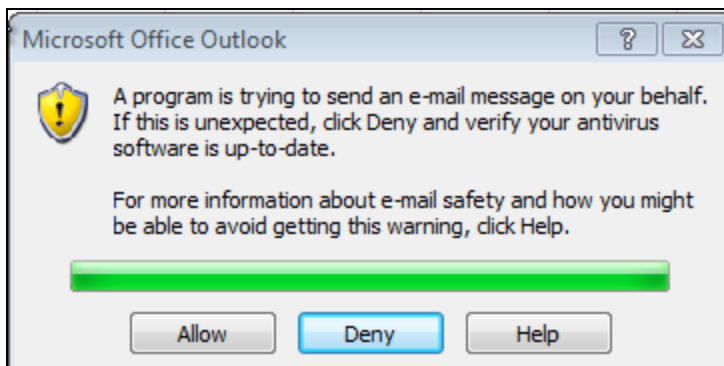
Previously BizBroadcast would create an extra sub level bookmark named Page 1 in merged PDF output. This issue has been resolved.

4. Known Issues

1. If cell referencing is used in the Distribution Template and the reference is broken or missing, BizBroadcast processing may return a #REF! error in the Excel ID: -2146826265, file or file name.
2. When users save a BizBroadcast Distribution Template in xltx format (xlt is unsupported) and a new node in BizInsight to drag and drop the workbook as a template, BizBroadcast cannot process the drag and drop Distribution Template inside the workbook template. The drag and drop method in BizInsight creates a temporary workbook file which cannot be processed for multiple iterations by BizBroadcast. There are two possible workarounds for this issue:
 - A. If the drag and drop method is used, save the Distribution template in xlsx format for BizBroadcast to process. The newly created workbook will
 - B. need to be saved on the local machine for BizBroadcast to distribute multiple times.
 - C. In Excel, open the workbook template separately and click the **Run Now** button to process the BizBroadcast Distribution Template.
3. When users save a BizBroadcast Distribution template with a workbook containing dynamic analysis sets (see screenshot below) and the user attempts to run a distribution, BizBroadcast will prompt the user to save the workbook and fail to distribute after the first time. Excel workbooks that are dragged and dropped from BizInsight are created as a temporary file on the local machine. BizBroadcast is unable to recognize a temporary file. The workaround for the drag and drop feature in BizInsight is to save the Broadcast Distribution templates in xlsx format and save the newly created workbook on the local machine for BizBroadcast to distribute multiple times.



4. BizNet Software, Inc does not recommend using BizBroadcast to distribute workbooks with worksheet event macros (ie. Worksheet_Activate, Worksheet_SelectionChange, etc). During distribution, the macro will run once during the refresh phase of the broadcast, then again as BizBroadcast processes the worksheets(s) being distributed. In total, the macro will be executed at least twice during a BizBroadcast distribution resulting in degraded distribution performance.
5. If BizBroadcast is used to distribute reports via email using Outlook and an anti-virus program is not installed on the workstation, Outlook security will prompt the user to Allow or Deny the email for each distribution row. Install an anti-virus program on the workstation to address this issue.



- When using Conditional formulas in a distribution list, the following error will display for any row not processed.

